

Bernal Heights Market

Report

September 2021

Bernal Heights

Single Family

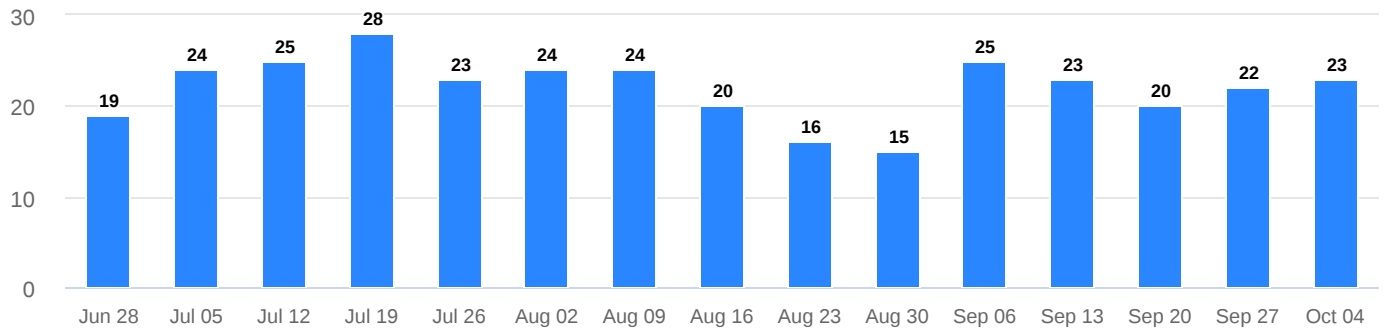


Team Brannigan
415.990.9908
teambrrannigan@compass.com

| | SEP 2021 | CHANGE FROM AUG 2021 | CHANGE FROM SEP 2020 |
|------------------------------|-------------|----------------------|----------------------|
| Homes sold | 15 | ↓6.3% | ↓35% |
| Homes for sale | 22 | ↑57% | ↓61% |
| Median days on market | 10 | ↓23% | ↓62% |
| Median price per square foot | \$1,301 | ↑9% | ↑19% |
| Median sold price | \$1,856,049 | ↑9.2% | ↑6.1% |
| Homes under contract | 16 | ↓11% | ↓24% |

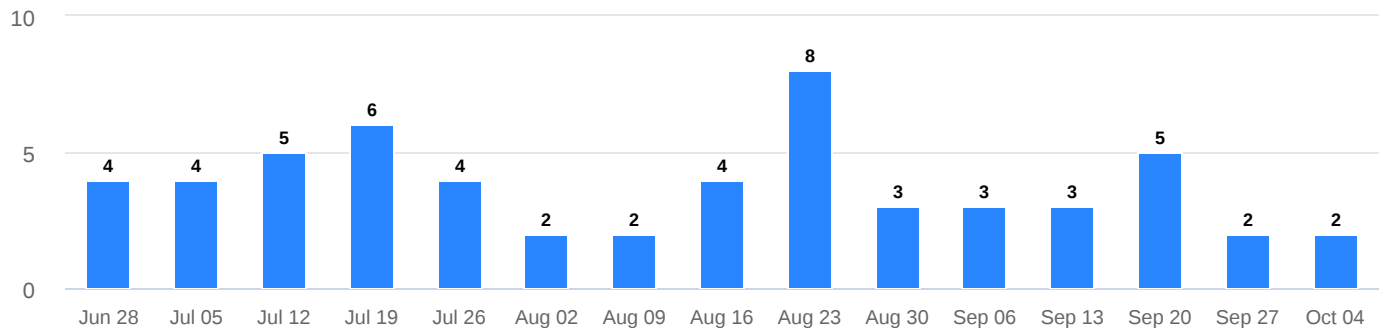
Homes for sale

Number of homes listed for sale, end of month



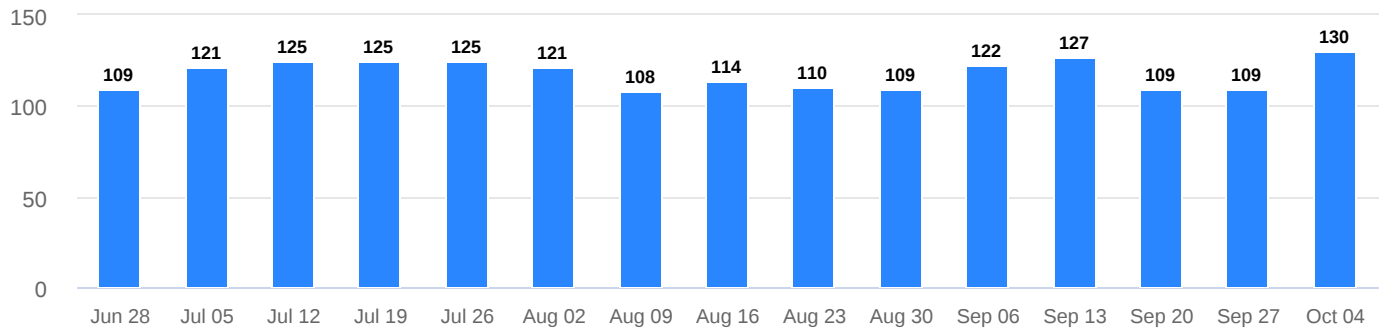
Homes sold

Number of homes sold



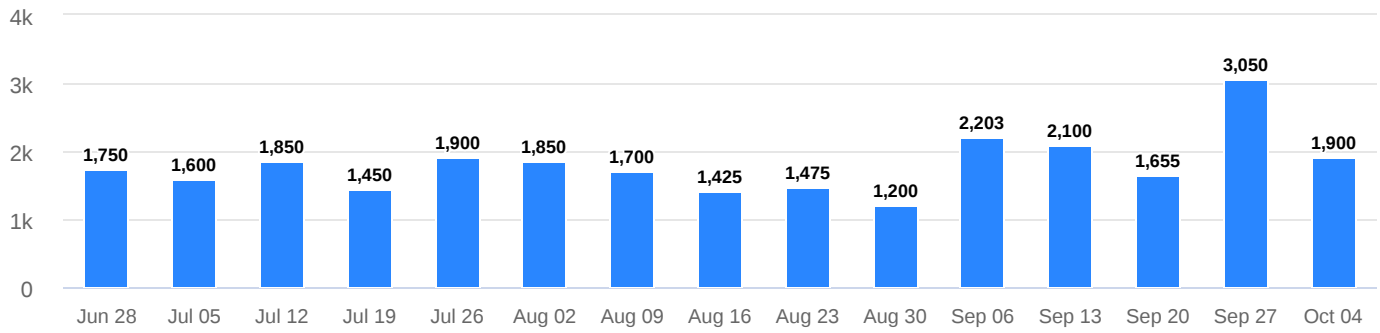
Sold/List Price %

Sold price/original list price %



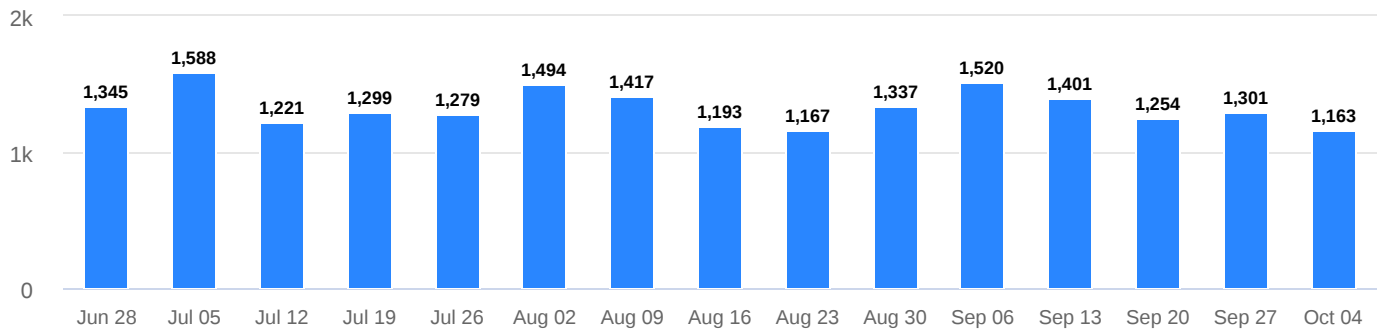
Median sold price

Median price of sold homes (in 1000s)



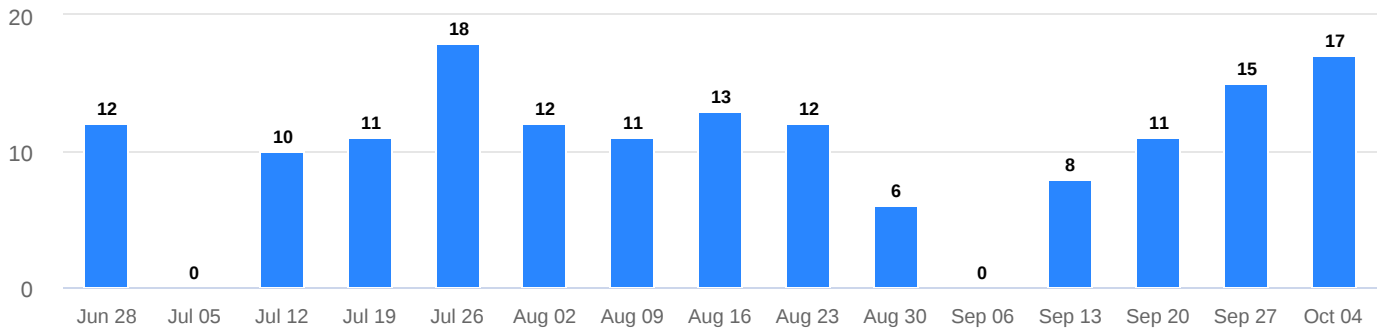
Median price per square foot

Median price per square foot of sold homes



Median days on market

Median days on market of sold listings



Compass is a real estate broker licensed by the State of California, and makes no representations or warranties, express or implied, with respect to current or future market conditions, or prices of residential properties at the time of this report or in the future. All information herein is intended for informational purposes only and no warranty, express or implied, is made or should be assumed regarding the accuracy, adequacy, completeness, legality, reliability, merchantability or fitness for a particular purpose of any information, in whole or in part, contained herein. Compass shall not be deemed to be providing legal, accounting or other professional services. This is not intended to solicit the purchase or sale of any property. Equal Housing Opportunity. Report published based on the following data sources: sf_mlslistings, sf_ebrd, sf_rebareis, lake_tahoe_remetrolist.